



# CAMBRIDGE AR

LIMITED LIFETIME ARCHITECTURAL SHINGLES



Cambridge AR Super White shingles meet ENERGY STAR® requirements in the US.

Color Featured: Driftwood

## LIMITED HIGH WIND WARRANTY UPGRADE



Cambridge AR 130 mph (210 km/h)<sup>1,2</sup>

<sup>1</sup>See Limited Warranty for complete terms, conditions, restrictions and application requirements.  
<sup>2</sup>High Wind Application is required.





## **Cambridge AR Weighs In On Top**

**When it comes  
to shingles,  
Cambridge AR  
remains one of the  
heaviest in its class  
in the marketplace.**







Color Featured: Harvard Slate





**A Time-Tested Favorite**  
**Cambridge AR shingles are selected by consumers who demand the best in terms of quality, durability and value.**

*Color Featured: Dual Black*

## **Cambridge AR**

### LIMITED LIFETIME ARCHITECTURAL SHINGLES

Cambridge AR shingles are the shingle of choice for homeowners who demand the best in terms of quality, durability and value. Combining an extraordinary shake-like design with superior protection makes it a time-tested favorite.


Cambridge AR shingles are engineered to offer customers more protection and peace of mind with a larger, heavier and more durable shingle. Constructed with two layers of heavyweight fiberglass mat, more asphalt and less fillers, these shingles set the standard by offering a Limited Lifetime Warranty, superior tear strength and resistance to high winds.

- Feature an algae resistant granule
- 15-Year IKO Iron Clad Protection<sup>1</sup>
- Covered by a Limited Lifetime Warranty<sup>1</sup>
- Provides up to 110 mph (177 km/h) Limited Wind Warranty<sup>1</sup>
- Limited High Wind Warranty Upgrade of 130 mph (210 km/h)<sup>1,2</sup>
- Miami-Dade Approved<sup>3</sup>

<sup>1</sup> See Limited Warranty for complete terms, conditions, restrictions and application requirements.

<sup>2</sup> High Wind Application is required.

<sup>3</sup> NOA # 10-0913.02 for product made in Kankakee. Expiry date 5/5/2016.




Dual Black




Weatherwood



Charcoal Grey




Driftwood



Vintage Green



Harvard Slate




Aged Redwood



National Blue\*\*  
Not Available in Western USA and Western Canada




Dual Grey



Earthtone Cedar



Super White\*\*  
Not Available in Western USA and Canada



Dual Brown



Riviera Red



Beachwood  
Only Available in Southeast USA.



Cambridge AR Super White shingles meet ENERGY STAR® requirements in the US.

\*\*Blue granules may fade after extensive exposure to the sun's ultraviolet rays.  
††Super White is ENERGY STAR® qualified.

### Selecting a Color For Your Roof

To ensure complete satisfaction, please make your final color selection from several full size shingles and view a sample of the product installed on a home. Be sure to look at the color samples of all materials in natural sunlight, at different times of day to ensure that your color choices are complementary. Colors shown in printed materials may not be accurate, and color chips do not reflect the dramatic color blends of the full shingle.





## Architectural Charm

Cambridge AR shingles are layered to create shadows and depth. Eye-catching as a shake roof, they elevate your home's curb appeal.

Color Featured: Dual Brown







| Product Specifications | Length              | Width              | Exposure          | Coverage Per Bundle | Standards†  | Limited Warranty¹ | Iron Clad Protection¹ | Limited Wind Warranty¹ | Limited High Wind Warranty Upgrade¹,² | Algae Resistant¹ |
|------------------------|---------------------|--------------------|-------------------|---------------------|---|-------------------|-----------------------|------------------------|---------------------------------------|------------------|
| Cambridge AR           | 40 7/8 in (1038 mm) | 13 3/4 in (349 mm) | 5 7/8 in (149 mm) | 33.3 ft² (3.1 m²)   | ASTM D3462<br>ASTM D3018<br>ASTM D3161 - Class F<br>ASTM E108 - Class A<br>ASTM D7158 - Class H<br>CSA A123.5<br>CSA A123.51<br>CSA A123.52 | Limited Lifetime  | 15 Years              | 110 mph (177 kph)      | 130 mph (210 kph)                     | ✓                |

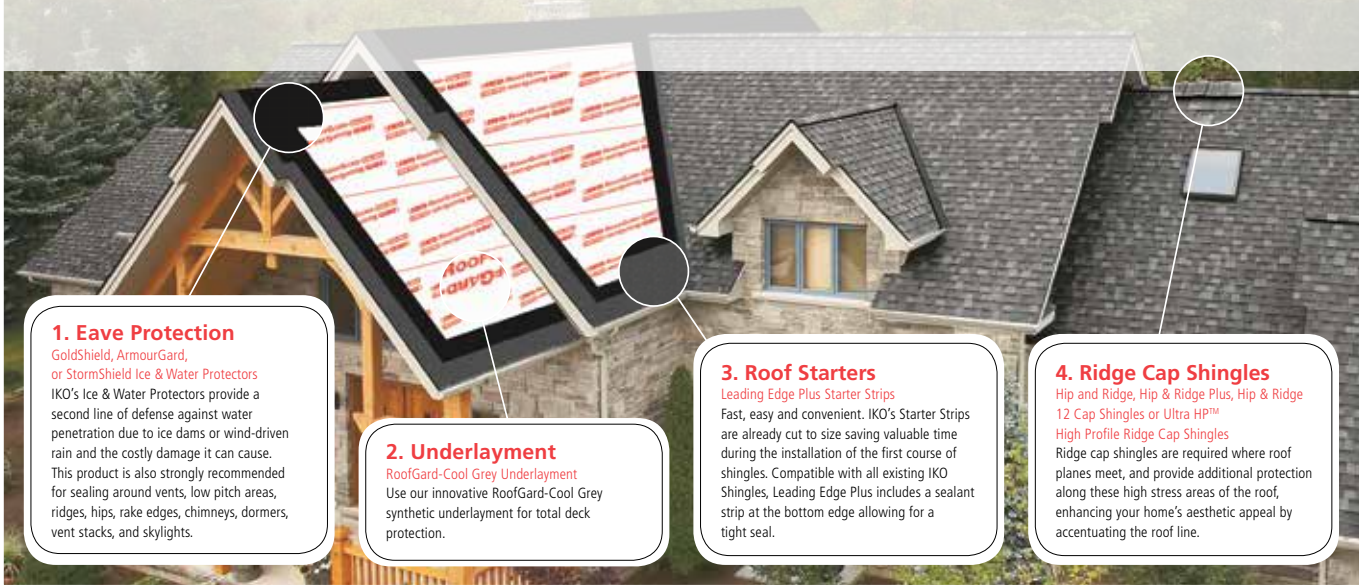
Note: All values shown are approximate. †Product is designed and tested to comply with ASTM/CSA Standards at time of manufacture prior to packaging. ¹See Limited Warranty for complete terms, conditions, restrictions and application requirements. ²High Wind Application is required.



Shingles alone are sometimes not enough to protect your home. IKO has developed a superior multi-layered roofing system incorporating our industry-leading products. **IKO's Pro 4 Roofing System is setting the standard in protecting your home.**

### IKO's Shingles

Crowne Slate, Armourshake, Royal Estate, Cambridge AR and Marathon shingles are created using the industry's most advanced technology and selected by consumers who demand the best in terms of quality, durability and value. Along with one of IKO's quality shingles, your Pro 4 System includes these accessory products;



#### 1. Eave Protection

GoldShield, ArmourGard, or StormShield Ice & Water Protectors  
IKO's Ice & Water Protectors provide a second line of defense against water penetration due to ice dams or wind-driven rain and the costly damage it can cause. This product is also strongly recommended for sealing around vents, low pitch areas, ridges, hips, rake edges, chimneys, dormers, vent stacks, and skylights.

#### 2. Underlayment

RoofGard-Cool Grey Underlayment  
Use our innovative RoofGard-Cool Grey synthetic underlayment for total deck protection.

#### 3. Roof Starters

Leading Edge Plus Starter Strips  
Fast, easy and convenient. IKO's Starter Strips are already cut to size saving valuable time during the installation of the first course of shingles. Compatible with all existing IKO Shingles, Leading Edge Plus includes a sealant strip at the bottom edge allowing for a tight seal.

#### 4. Ridge Cap Shingles

Hip and Ridge, Hip & Ridge Plus, Hip & Ridge 12 Cap Shingles or Ultra HP™  
High Profile Ridge Cap Shingles  
Ridge cap shingles are required where roof planes meet, and provide additional protection along these high stress areas of the roof, enhancing your home's aesthetic appeal by accentuating the roof line.

To ensure complete satisfaction, please make your final color selection from several full size shingles and view a sample of the product installed on a home. Be sure to look at the color samples of all materials in natural sunlight, at different times of day to ensure that your color choices are complementary. Colors shown in printed materials may not be accurate, and color chips do not reflect the dramatic color blends of the full shingle.

Shingle Swatches shown are as accurate as modern printing processes allow. Shingle chips shown do not fully represent the entire color blend range of the shingles. To ensure complete satisfaction please make your final color selection from several full size shingles and view a sample of the product installed on a home. The information in this literature is subject to change without notice. We assume no responsibility for errors that may appear in this literature.

\*Product Availability may vary by region.



Find out more about our products now by talking to an **IKO** Sales Representative, your professional roofing contractor or contact us directly at:

United States **1-888-IKO-ROOF** (1-888-456-7663),  
Canada **1-855-IKO-ROOF** (1-855-456-7663)  
or visit our web site at: **www.iko.com**